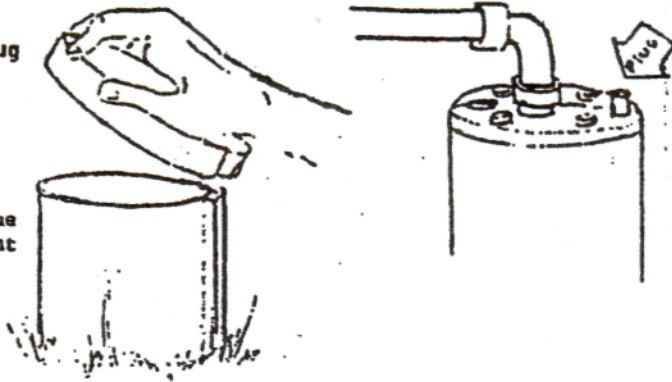



The Geauga County General Health District
 219 Main Street
 Chardon Ohio 44024
 285-2222 564-7131
 834-1856

HOW TO DISINFECT A WATER WELL

1 Remove the well cap or the vent pipe or plug if the well is equipped with a sanitary well seal.



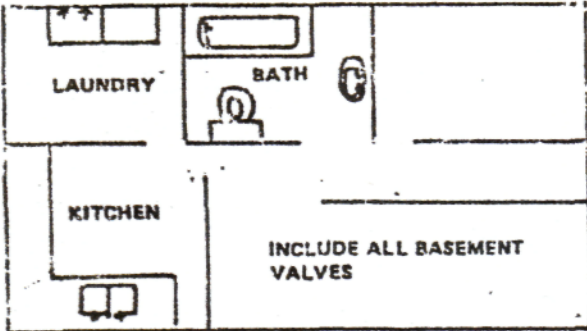
2 Pour one gallon of 5.25% chlorine household bleach (not fresh scent type) directly into the well.



3 Connect a clean hose to a house spigot, adjust the nozzle end so it develops a spray, and run water directly into the well until chlorine odor is present. Spray down the entire interior of the well casing. Continue this process for approximately one (1) hour.



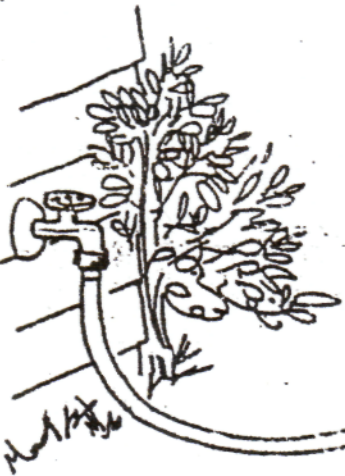
4 Shut off water supply to hose and proceed to systematically open each hot and cold water faucet in the house. Let the water run through each fixture until chlorine odor is present.



5 Close all valves and pour another one gallon of bleach directly into the well. Recap the well or replace the vent pipe or plug. Leave all valves closed for a period of 12 hours or longer (toilets may be flushed if needed).

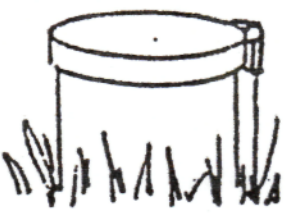


6 Open water supply to hose once again and discharge water to ground surface or drainage ditch until chlorine odor disappears. Open every household fixture (one at a time) and let water run until the chlorine odor is gone. Please make sure all indication of chlorine is gone.



7 The well should now be properly disinfected.

Please contact this department between 3:00 A.M. and 4:30 P.M. weekdays, to make arrangements for resampling of your water supply system. Please note that the Geauga County Health Department requires 2 consecutive safe sample reports after an unsafe test result. The \$5.00 laboratory fee per sample is the only charge for this service.



NOTE: The department recommends that a certified well driller be engaged in the disinfection procedures; however, if the homeowner wishes to disinfect the water well please follow these directions carefully.